

Modelli Strong/ King/ Queen/ Royal/ Magnum/ Extreme con motore Perkins da 30kVA a 1023kVA:

- Motore Diesel 1500 rpm
- Raffreddato a Liquido
- Super Silenziato
- Avviamento Elettrico
- Secondo normative CE

Strong/ King/ Queen/ Royal/ Magnum/ Extreme Models with Perkins engine from 30kVA to 1023kVA:

- Diesel Engine 1500 rpm
- Liquid Cooled
- Super Silent
- Electrical Start
- According to CE regulations

# SERIE INDUSTRIALI




## INDUSTRIAL SERIES 11



APPLICAZIONI: / APPLICATIONS:



 Perkins

MODELLO MODEL	400V 3PH Trifase Three-phase		MOTORE ENGINE		L W H							Kg	dBA @7m (●)		
	max kVA	cont. kVA	marca brand	modello model	RPM		cilindri cylinders	cm <sup>3</sup>			L cm			W cm	H cm
Strong G30PSM*	33	30	Perkins	1103A-33G	1500	Diesel	3	3300	70	13	225	96	103.8	1076	69
Strong G45PSM	48	45	Perkins	1103A-33TG1	1500	Diesel	3	3300	70	8.5	225	96	103.8	1247	66
King G60PSA	66	60	Perkins	1103A-33TG2	1500	Diesel	3	3300	270	26	225	105.6	160	1390	66
King G80PSA	88	80	Perkins	1104A-44TG2	1500	Diesel	4	4400	270	19	225	105.6	160	1448	66
Queen G100PSA	112	102	Perkins	1104C-44TAG2	1500	Diesel	4	4400	270	16	295	105.6	180	1685	69
Queen G130PSA	143	130	Perkins	1006TAG	1500	Diesel	6	5990	270	11	295	105.6	180	1719	69
Royal G150PSA	165	150	Perkins	1006TAG2	1500	Diesel	6	5990	350	11	360	122.6	200	2000	69
Royal G180PSA	200	180	Perkins	1106C-E66TAG4	1500	Diesel	6	6600	350	11	360	122.6	200	2200	68
Royal G200PSA	220	200	Perkins	1306C-E87TAG3	1500	Diesel	6	8700	350	10	360	122.6	200	2225	68
Royal G225PSA	248	225	Perkins	1306C-E87TAG4	1500	Diesel	6	8700	350	9	360	122.6	200	2250	68
Royal G250PSA	275	250	Perkins	1306C-E87TAG6	1500	Diesel	6	8700	350	10	360	122.6	200	2255	68
Magnum G350PSA	385	350	Perkins	2206C-E13TAG2	1500	Diesel	6	12500	620	11	450	166.6	225	4300	67
Magnum G400PSA	440	400	Perkins	2206C-E13TAG3	1500	Diesel	6	12500	620	10	450	166.6	225	4730	68
Magnum G450PSA	495	450	Perkins	2506C-E15TAG1	1500	Diesel	6	15000	620	8	450	166.6	225	4730	68
Magnum G500PSA*	550	500	Perkins	2506C-E15TAG2	1500	Diesel	6	15000	620	8	450	166.6	225	5200	68
Extreme G600PSA	660	600	Perkins	2806A-E18TAG1A	1500	Diesel	6	18100	400	4	505	185	255	6740	68
Extreme G650PSA	700	650	Perkins	2806A-E18TAG2	1500	Diesel	6	18130	400	4	555	195	255	6800	68
Extreme G700PSA	792	720	Perkins	4006-23TAG2A	1500	Diesel	6	22900	400	3	555	195	255	7840	68
Extreme G800PSA	880	800	Perkins	4006-23TAG3A	1500	Diesel	6	22900	400	3	555	195	255	8020	68
Extreme G900PSA	1003	910	Perkins	4008TAG1A	1500	Diesel	8	30600	400	3	740	245	290	11600	68
Extreme G1000PSA	1093	1023	Perkins	4008TAG2A	1500	Diesel	8	30600	400	2	740	245	290	11900	68

QUADRO:  
PANEL:




King  
Queen  
Royal  
Magnum  
Extreme



Strong  
G30/G40  
PSM



LEGENDA: P Perkins S versione silenziosa M quadro manuale A con centralina AMF  
silent version manual panel AMF controller

 = Autonomia al 75% del carico \* = Per uso mobile: disponibile anche con motore conforme alla normativa emissioni  
Autonomy at 75% load For mobile use: available also with engine certified for emission

(●) Valore misurato, rumorosità conforme alla direttiva 2000/14/CE - Tested value, noise level according to 2000/14/CE

### Dotazione Standard:

- Alternatore con AVR, senza spazzole;
- Serbatoio integrato varie misure;
- Modelli G30 e G40: 1x CEE 16A 230V, 1x CEE 63A 400V, 1x CEE 32A 400V - modelli da 60kVA e oltre: morsetteria;
- Interruttore Termico;
- Protezione Magnetotermica;
- Conta ore; Voltmetro; Amperometro;
- Frequenzimetro; Chiave di avviamento; Batteria;
- Scheda Protezione motore (olio, temperatura acqua, fuori giri, livello carburante, carica batterie);
- Da G60 in poi Centralina AMF e strumentazione digitale;
- Strumento livello carburante;
- Pulsante Stop di Emergenza;
- Predisposizione per quadro automatico;
- Base con piedi per il sollevamento con carrello a forche.

### Standard Equipment:

- Alternator with AVR, brushless;
- Integrated fuel tank different sizes;
- G30 and G40 Models: 1x CEE 16A 230V, 1x CEE 63A 400V, 1x CEE 32A 400V - Models from 60kVA and up: power terminal board;
- Thermal Switch;
- Magnetothermal switch; Hour meter; Voltmeter; Ammeter; Frequency meter; Starting Key; Battery;
- Engine Protection card (oil, water temperature, over/under speed, low fuel, battery charger);
- From G60 and up: AMF Controller and Digital readings;
- Fuel level gauge;
- Emergency Stop Button;
- Presetting for connection of ATS;
- Base frame with lifting feet forklift compatible.

MADE IN ITALY

**GENMAC**  
POWER PRODUCTS